

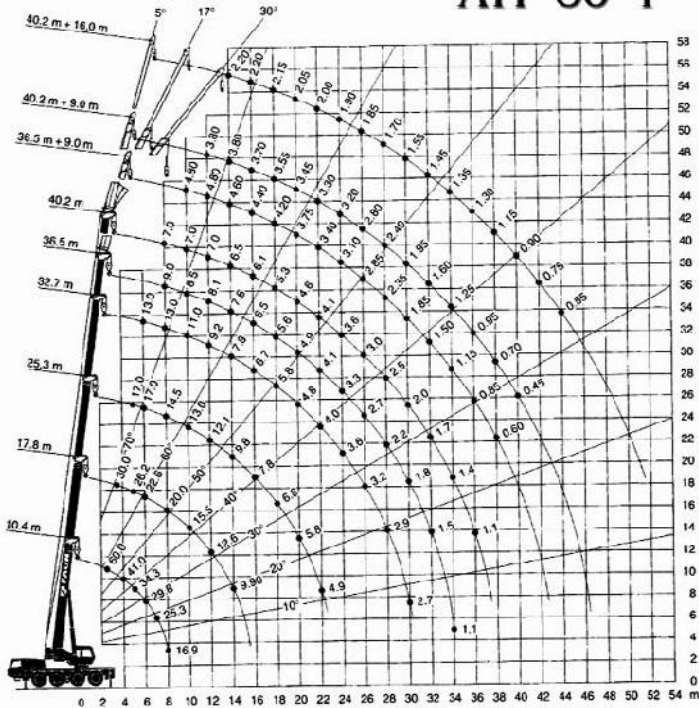


GRUAS
EUGENIO

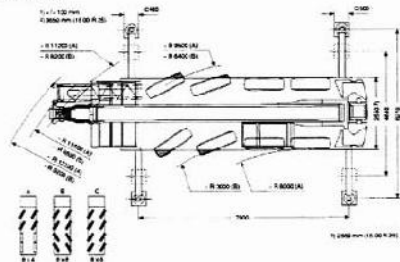
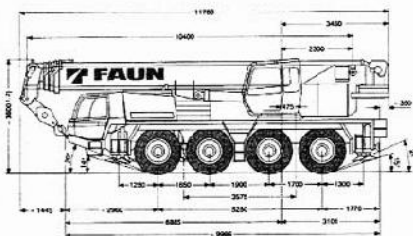
DIAGRAMA DE ALCANCES



TADANO FAUN ATF 60-4



DIMENSIONES



Servicio Permanente 902 498 499



TADANO FAUN ATF 60-4

GRUAS
EUGENIO

TABLAS DE CARGA PLUMA TELESCOPICA



m	10.4 m	14.1 m	17.8 m	17.8 m	17.8 m	25.3 m	25.3 m	25.3 m	32.7 m	32.7 m	35.5 m	40.2 m
2.5	60.0**											
3.0	50.0	30.0										
3.5	44.8	30.0	20.0	30.0	13.0							
4.0	41.0	30.0	20.0	29.0	13.0							
4.5	37.0	30.0	20.0	27.5	13.0							
5.0	34.5	30.0	20.0	26.2	13.0	19.0	17.0	11.8	13.0	9.5		
6.0	29.6	29.3	20.0	22.6	13.0	13.0	17.0	11.8	13.0	9.2		
7.0	25.3	21.4	20.0	19.8	13.0	13.0	15.8	11.8	13.0	8.3	9.0	7.0
8.0	16.9	18.1	20.0	17.5	13.0	13.0	14.5	11.8	13.0	8.2	8.8	7.0
9.0		15.2	18.4	15.6	13.0	13.0	13.3	11.4	12.0	8.5	8.8	7.0
10.0		12.9	15.5	14.1	13.0	13.0	12.0	11.0	11.0	8.1	8.5	7.0
11.0			13.2	12.5	13.0	12.6	10.9	10.5	10.1	7.7	8.3	7.0
12.0			11.4	10.8	12.6	12.1	9.8	10.1	9.2	7.4	8.1	7.0
14.0			8.8	8.2	9.9	9.8	8.2	8.8	7.8	6.7	7.6	5.5
16.0						7.8	6.6	7.7	6.7	5.9	6.5	5.1
18.0						6.3	5.1	6.8	5.8	5.1	5.6	5.3
20.0						5.2	4.0	5.8	4.8	4.5	4.9	4.6
22.0						4.3	3.1	4.9	3.9	4.0	4.1	4.1
24.0									3.2	3.0	3.0	3.6
26.0									2.6	3.2	2.7	3.0
28.0									2.1	2.9	2.2	2.5
30.0									1.6	2.7	1.8	2.0
32.0											1.5	1.7
34.0											1.1	1.4
36.0												1.1

I	0	50	50	100	0	50	100	0	100	0	100	100
II	0	0	50	0	33	50	100	67	100	100	100	100
III	0	0	0	0	33	50	0	67	50	100	75	100
IV	0	0	0	0	33	50	0	67	50	100	75	100

TABLAS DE CARGA CON PLUMIN LATERAL



m	36.5 m + 9.0 m			40.2 m + 9.0 m			40.2 m + 16.0 m		
	5°	17°	30°	5°	17°	30°	5°	17°	30°
10.0	4.80			3.80					
11.0	4.80			3.80					
12.0	4.80	4.00	3.00	3.80	3.40		2.20		
14.0	4.60	3.75	2.85	3.80	3.40	2.80	2.20	1.80	
16.0	4.40	3.45	2.65	3.70	3.25	2.70	2.20	1.80	1.30
18.0	4.20	3.15	2.50	3.55	3.10	2.55	2.15	1.75	1.30
20.0	3.75	2.90	2.35	3.45	3.00	2.45	2.05	1.65	1.25
22.0	3.40	2.70	2.25	3.30	2.85	2.35	2.00	1.60	1.25
24.0	3.10	2.55	2.15	3.20	2.70	2.25	1.90	1.50	1.20
26.0	2.85	2.40	2.05	2.80	2.55	2.15	1.85	1.45	1.15
28.0	2.35	2.25	1.95	2.40	2.40	2.05	1.70	1.35	1.15
30.0	1.85	2.00	1.90	1.95	2.10	1.95	1.55	1.30	1.10
32.0	1.60	1.60	1.70	1.60	1.70	1.60	1.45	1.25	1.05
34.0	1.15	1.25	1.50	1.25	1.35	1.45	1.35	1.15	1.00
36.0	0.85	0.90	0.55	0.95	1.05	1.10	1.30	1.10	1.00
38.0	0.60	0.65	0.65	0.70	0.75	0.80	1.15	1.05	0.95
40.0		0.40	0.40	0.45	0.50	0.55	0.90	1.00	0.90
42.0							0.75	0.85	0.90
44.0							0.55	0.65	0.75
46.0								0.45	0.50

I	100			100			100		
II	100			100			100		
III	75			100			100		
IV	75			100			100		

Servicio Permanente 902 498 499