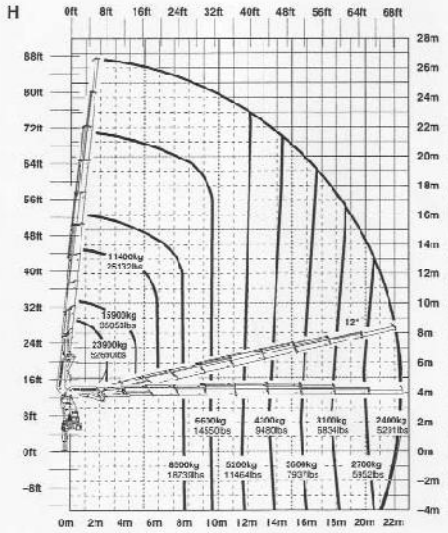
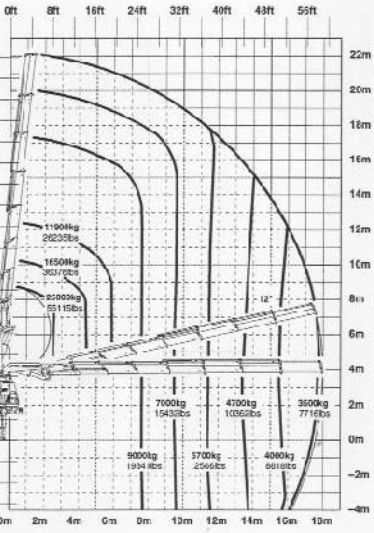
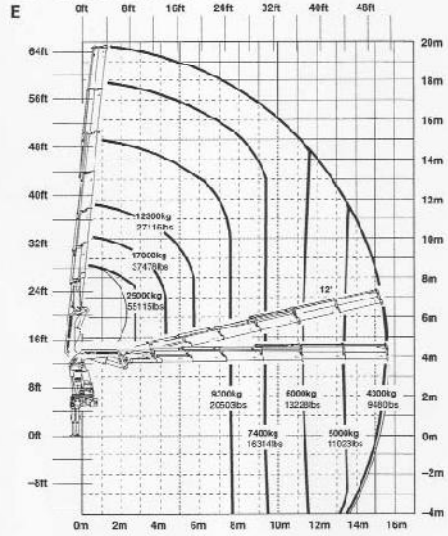
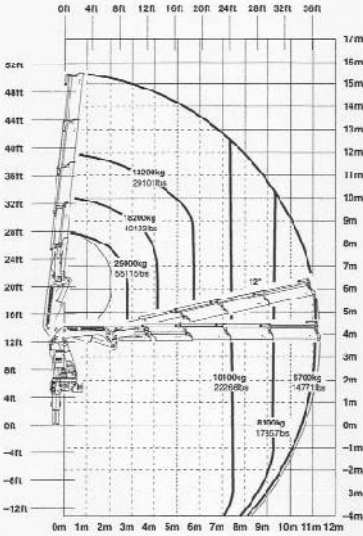




# PALFINGER PK85000



The capacities stated are with a beam angle of 20° and are therefore not the maximum.

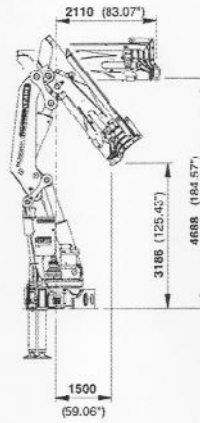
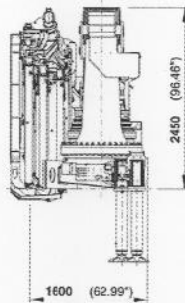
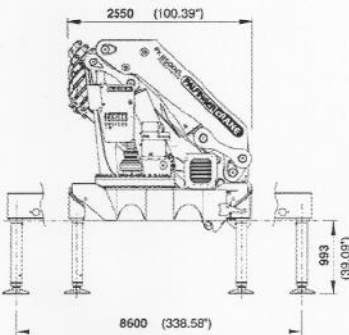
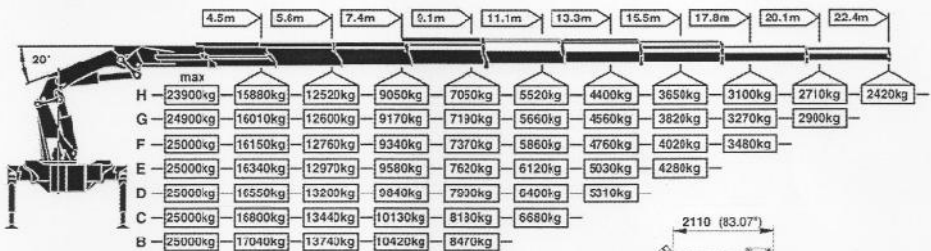
**Servicio Permanente 902 498 499**



GRÚAS  
EUGENIO

# PALFINGER PK85000

## Max. lifting capacities



PK 85002 Performance		
Technical Specifications		
Max. lifting moment	80.0m/784,8 kNm	578630 ft.lbs
Max. lifting capacity	25000 kg/245,3 kN	55110 lbs
Max. hydraulic outreach	22.5 m	73' 10"
Max. outreach (with fly-jib)	32.4 m	113' 6"
Slewing angle	endless	

### PK 85002 B Performance

Standard crane		
Slewing torque	7.7 mt/76,0 kNm	56030 ft.lbs
Outreach	7.4 m	24' 3"
Stabilizer spread standard	8.6 m	28' 3"
Fitting space required	min. 1.6C,rv,max. 1.82 m / min. 5' 3"/max. 5' 12"	
Width folded	2.55 m	8' 4"
Max. operating pressure	365 bar	5293 psi
Recommended pump capacity	from 90 l/min 19.8 imp.gal/min 23.8 US gal./min	
RC, LC-system	to 110 l/min 24.2 imp.gal/min 29.1 US gal./min	
Deac. weight standard crane	6589 kg	14530 lbs

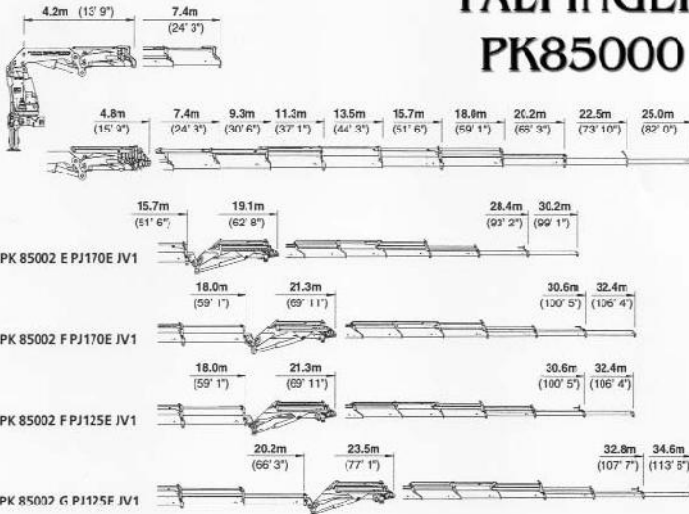
Applications shown in the leaflet do not always correspond to the standard specifications. Design and specification are subject to change without prior notice.

**Servicio Permanente 902 498 499**



GRUAS  
EUGENIO

# PALFINGER PK85000



PK 85002 E PJ170E JV1

PK 85002 F PJ170E JV1

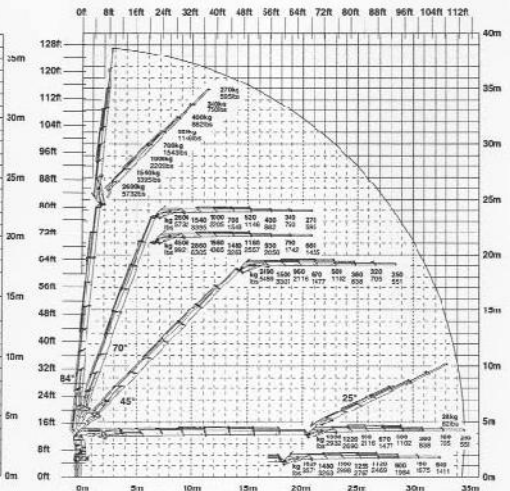
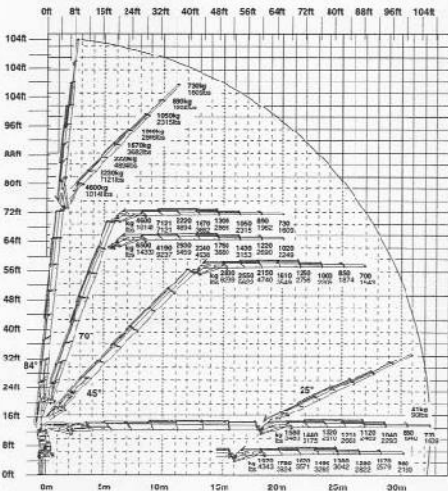
PK 85002 F PJ125E JV1

PK 85002 G PJ125E JV1

## PK 85002 Performance

F PJ170E JV1 DPS

G PJ125E JV1 DPS



**Servicio Permanente 902 498 499**